



SLA LIFE

10
YEARS
WARRANTY



UP TO
30kWh



Maximum
Energy Transfer
Efficiency of
97.6%



SLA LIFE is a fully integrated AC coupled solar battery storage system designed for outdoor and indoor installations.

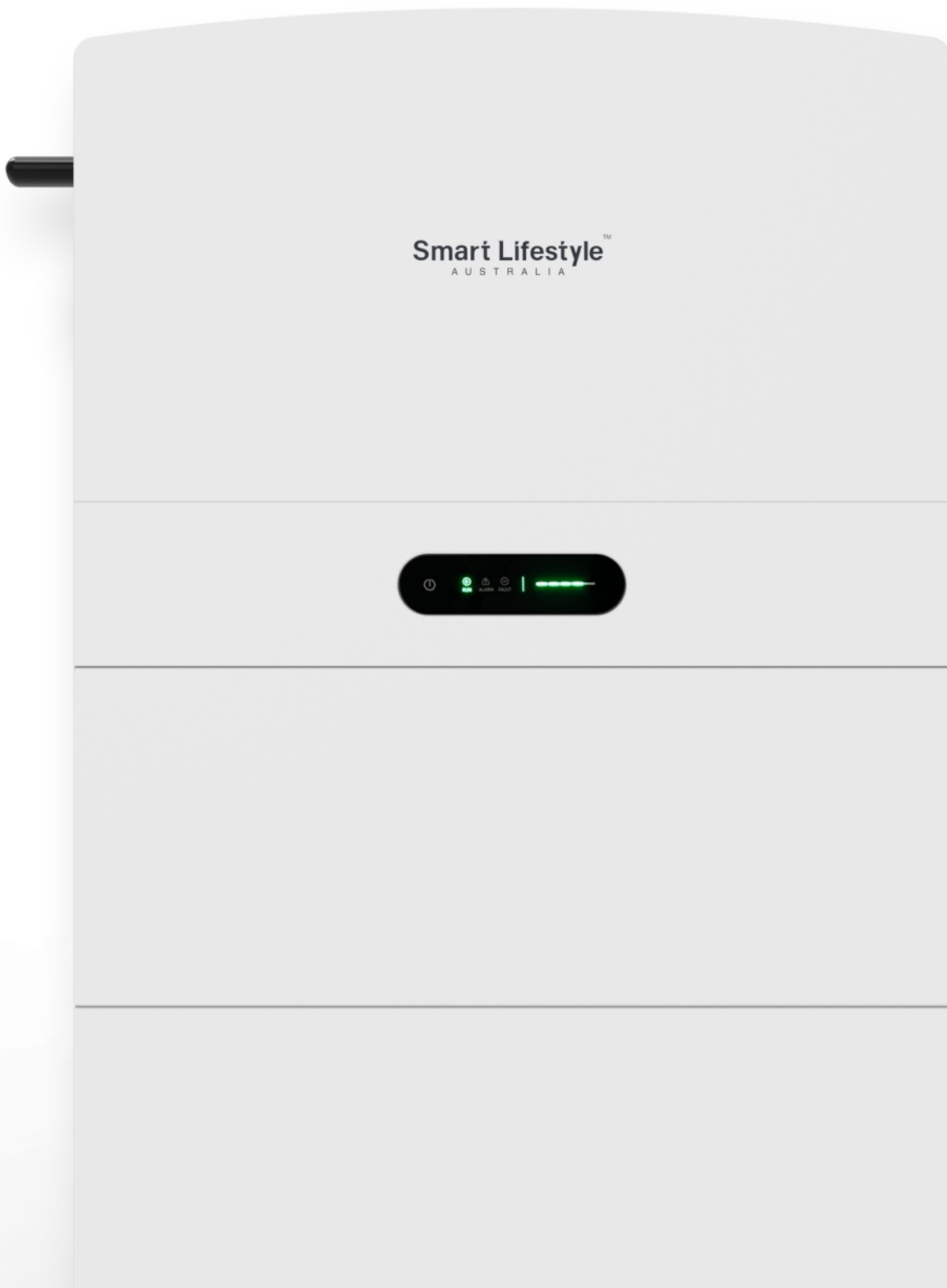




SLA LIFE

Designed and Engineered in Australia

Our Storage Battery is designed to offer superior performance, safety, and convenience, our storage solution is perfect for residential and commercial applications. With the SLA Storage Battery, you can reduce your reliance on grid electricity, ensuring energy security and a clean energy lifestyle.





Power Your Home, Discover the Savings

Investing in our cutting-edge solar battery storage system can transform your energy usage and significantly reduce your electricity bills. Here's a detailed and transparent look at how it works and the savings you can expect:

Why Choose Our Solar Battery Storage?

Maximize Your Solar Investment:

Store the excess energy generated during the day for use at night or during peak times, ensuring you get the most out of your solar panels.

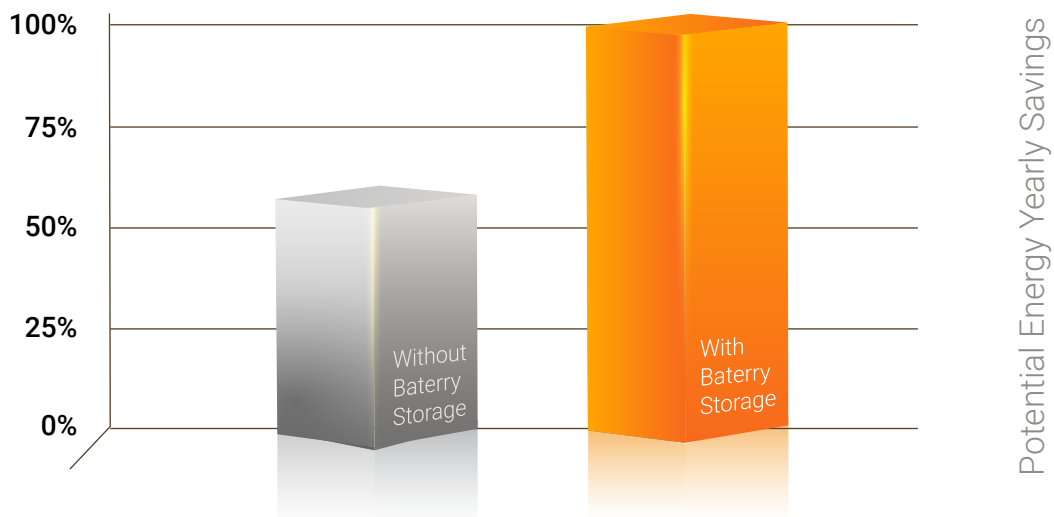
Energy Independence and Security:

Reduce your reliance on the grid and enjoy uninterrupted power supply, even during outages.

Government-Backed Savings:

Benefit from various federal and state government schemes designed to make solar and battery systems more affordable.

Energy Savings Comparison: With and Without Battery



An Australia household with a 5kW solar system and a 10kWh battery can save up to \$2,500 per year on electricity costs based on data obtained from DCCEEW estimate and reneweconomy.

SLA LIFE

Storage Battery Benefits



High Efficiency:

Our battery storage system is designed for optimal energy utilization. It offers a maximum efficiency of 97.6% for energy transfer from photovoltaic (PV) systems to the battery.

This means that nearly all the energy generated by your solar panels is stored with minimal loss. Additionally, the battery to alternating current (AC) conversion efficiency stands at 96.0%, ensuring that when you use the stored energy, you receive the maximum output.

This high efficiency translates to significant savings on your energy bills and maximizes the return on your investment in renewable energy.

Durability:

Built to withstand extreme conditions, our battery storage system operates efficiently in a wide temperature range from -20°C to $+60^{\circ}\text{C}$. This robust temperature tolerance ensures reliable performance in various climates, from cold winters to hot summers.

The durability of our battery storage system means it can provide consistent performance and longevity, offering peace of mind and long-term reliability.

Safety:

Safety is a top priority in our battery storage system. It comes equipped with multiple layers of protection to ensure safe operation under all conditions.

The system includes reverse connect protection to prevent damage from incorrect wiring, overcurrent protection to avoid damage from electrical surges, and an ingress protection rating of IP65, which safeguards against dust and water ingress.

These comprehensive safety features ensure the system operates safely, protecting your investment and maintaining the safety of your property.



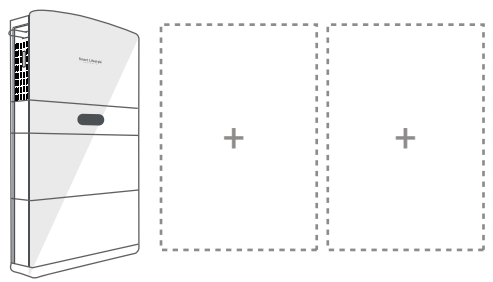
Automatically Back Up Your Home During an Outage










Secure your home from a power outage with reliable backup power. SLA Life is able to detect a grid outage, disconnect from the grid and bring power back to your home in a fraction of a second. That is over 100x faster than typical standby generators, and fast enough to keep your appliances running without interruption. You will not have to reset your clocks or your alarm.

Our goal is to provide backup power to your entire home. However, depending on the type of appliances at your home, we may recommend an essential load backup instead of whole home backup.

Whole Home Backup

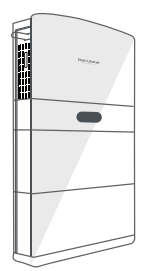
Your entire home is backed up by our recommended number of SLA Life. In some cases, an upgrade to your electrical panel may be needed and we will advise you if this is the case. You can add more SLA Life to keep your house operational longer during an outage.









-  Computer
-  Lights
-  Devices
-  Outlets
-  Refrigerator
-  TV
-  AC
-  EV charger
-  Washer

Essential Load Backup

If your electrical situation doesn't allow for a whole home backup, we can backup select essential loads. Since lights and outlets require less energy, a single SLA Life will typically, be sufficient and a secondary electrical panel is usually required.



-  Computer
-  Lights
-  Devices
-  Outlets
-  Refrigerator
-  TV

Harnessing Advanced Energy Storage Technology

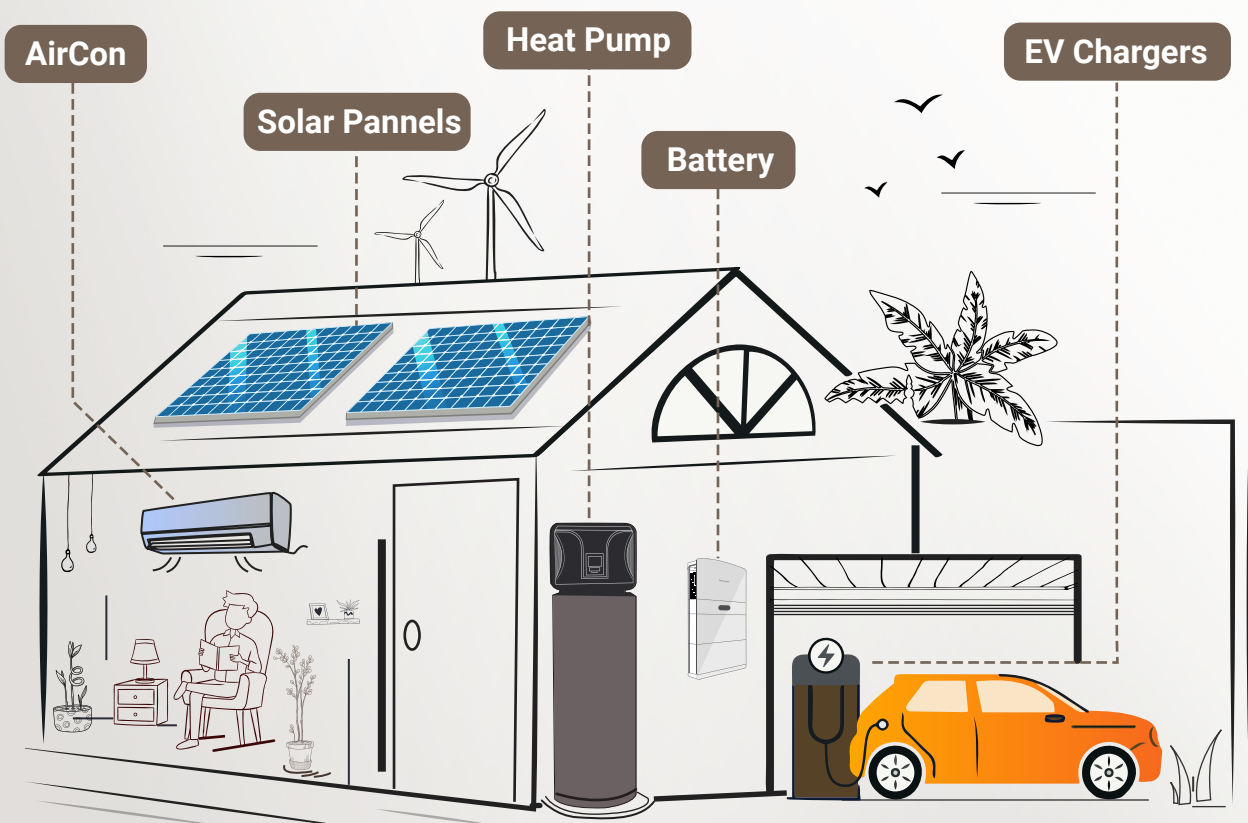
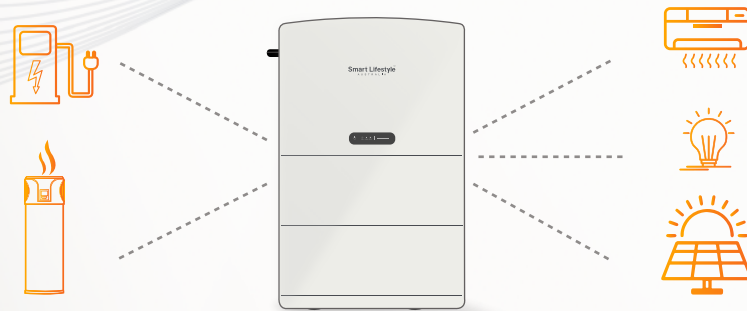
1

Battery Charging: The battery stores energy generated from your solar panels or the grid during off-peak times.

2

Energy Usage: Use the stored energy during peak times or when solar energy production is low, ensuring a continuous power supply.

Monitoring: Easily monitor and control your energy storage system via our user-friendly LED, app, and touch button interface.



Inverter Technical Specification

Technical Data	SLA-HB-S1-6KW1P	SLA-HB-S1-5KW1P	SLA-HB-S1-3.8KW1P
PV Input			
Max.PV array power	3750 W/3750 W		
Max.DC voltage	600 V ^[3]		
Nominal DC operating voltage	360 V		
MPPT voltage range	100 V-540 V		
MPP voltage range for nominal power ^[5]	225 V-480 V	185 V-480 V	141 V-480 V
Start up voltage	120 V		
Max.input current(A/B)	15 A/15 A		
Max.short circuit current(A/B)	18 A/18 A		
No.of MPP tracks/String per MPP tracker	2/1		
BAT Side			
Battery voltage range	85V ^[4] - 400V		
Battery voltage range for nominal power	250 V-400 V	225 V-400 V	170 V-400 V
Recommended battery voltage	300 V		
Max.charge/discharge current ^[2]	25 A/25 A		
Communication interfaces	RS485/CAN		
Reverse connect protection	Yes		
AC Grid Side(On-grid)			
Nominal AC output power	6000 W ^[1]	5000 W ^[1]	3800 W
Max.Output Power	6000 W ^[1]	5000 W ^[1]	3800 W
Nominal Apparent Power Output to Utility Grid	6000 VA ^[1]	5000 VA ^[1]	3800 VA
Max. Apparent Power Output to Utility Grid	6000 VA ^[1]	5000 VA ^[1]	3800 VA
Nominal Apparent Power from Utility Grid	6000 VA	5000 VA	3800 VA
Max. Apparent Power from Utility Grid	6000 VA	6000 VA ^[6]	6000 VA ^[6]
Nominal grid voltage	230 V		
Grid Voltage Range	180 V-280 V		
Nominal grid frequency	50 Hz		
AC Grid Frequency Range	50 Hz±5 Hz		
Max. output AC current to Utility Grid	26.1 A	21.7 A	16.5 A
Rate output AC current to Utility Grid	26.1 A	21.7 A	16.5 A
Rated AC Current From Utility Grid	26.1 A	21.7 A	16.5 A
Max. AC Current From Utility Grid	26.1 A	26.1 A ^[6]	26.1 A ^[6]
Power factor	~1 (Adjustable from 0.8 leading to 0.8 lagging)		
I.TH.D	<3%@Rated power		<5%@Rated power

Inverter Technical Specification

EPS Side			
Back-up Nominal Apparent Power	6000 VA	5000 VA	3800 VA
Nominal power	6000 W	5000 W	3800 W
Max. Output Apparent Power without Grid	7500 VA(<10 s)		
Max. Output Apparent Power with Grid	7500 VA(<10 s)		
Nominal output voltage	230 V		
Nominal output frequency	50 Hz		
Nominal Output Current	26.1 A	21.7 A	16.5 A
Max.output current	26.1 A	21.7 A	16.5 A
Max.output overcurrent protection	32.6 A(<10 s)		
Switching from Grid to backup Mode (switch over time)	<20 ms		
output THD	<5% at Linear Load		
EFFICIENCY			
MPPT efficiency	99.9%	99.9%	99.9%
Euro efficiency	95.2%	95.2%	95.0%
Max. efficiency	96.8%	96.7%	96.5%
Battery charge/discharge efficiency	97.6%(PV-BAT)	97.6%(PV-BAT)	97.6%(PV-BAT)
	96.0%(BAT-AC)	96.0%(BAT-AC)	95.4%(BAT-AC)
ENVIRONMENT LIMIT			
Ingress protection	IP65		
Protection class	Class I		
Pollution degree	PD3		
Over voltage category	III (MAINS), II (DC)		
Operating temperature range	-20 °C~+60°C(derating at +45)		
Max.operation altitude	<2000m		
Humidity	0-95%		
Cooling	Natural Ventilation		
User Interface	LED,APP, Touch Button		
Communication with BMS	CAN/RS485		
Communication with Meter	RS485		
Communication with Portal	WIFI		
Typical noise emission	<40dB		
Dimension (W*H*D)	800 mm*450 mm*160 mm		
Weight	34 KG		
Topology	Non-isolated		
Self-consumption at Night	<25 W		
DC Connector	MC4 (4~6 mm ²)		

Inverter Technical Specification

AC Connector	Quick Plug
Storage Temperature	-40 °C to +85°C
Performance Warranty	120 months (10 years)
STANDARD	
Safety	IEC/EN 62109-1&2, IEC 62477
EMC	IEC 61000-6-1, IEC 61000-6-3
Environment	IEC 60529, IEC 60068
Efficiency	IEC 61683
Certification	AS/NZS 4777.2

Remark:

- [1] The grid feed in power for VDE4105 is limited 4600VA
- [2] Battery charging current is limited 25A and power is limited 6000W.
- [3] The MPPT board may be damaged if PV port exceeds this voltage, full power operation voltage should be less than 480V, and this range 480V-540V is for limited power operation.
- [4] Battery port boot voltage must be greater than 95V.
- [5] The power is 6000W according to the grid port.
- [6] The value will appear when the grid is charging battery and support EPS load.

Battery Technical Specification

Mode	SLA-ESS-S1-5kWh	SLA-ESS-S1-10kWh	SLA-ESS-S1-15kWh	SLA-ESS-S1-20kWh	SLA-ESS-S1-30kWh
Component	Base+BMS + 1*Module	Base+BMS + 2*Module	Base+BMS +3*Module	2*(Base+BMS +2*Module)	2*(Base+BMS +3*Module)
Nominal Voltage	102.4 V	204.8 V	307.2 V	204.8 V	307.2 V
Maximum protection voltage	116.8 V	233.6 V	350.4 V	233.6 V	350.4 V
Maximum protection voltage	89.6 V	179.2 V	268.8 V	179.2 V	268.8 V
Number of Battery Modules	1	2	3	4	6
Rated Capacity	50 Ah	50 Ah	50 Ah	100 Ah	100 Ah
Total Energy	5.1 kWh	10.2 kWh	15.3 kWh	20.4 kWh	30.6 kWh
Nominal Power	2.56 kW	5.12 kW	7.68 kW	10.24 kW	15.36 kW
Maximum Charge/Discharge Current	30 A	30 A	30 A	50 A	50 A
Cycle life	6000 Cycles (0.5C, 90% DoD, 25°C, 60% SoH)				
Expected performance life time	120 months (10 years) - 60% SoH				
Operating Ambient Temperature	-20°C to 55°C				
Storage Temperature	-20°C to 45°C (3 months) -20°C to 35°C (1 year)				
Humidity	0~95%				
Altitude	Below 2000 m				
Ingress Protection	IP65				
Switch on/off	Button*1 +Breaker*1	Button*1 +Breaker*1	Button*1 +Breaker*1	2* (Button*1 +Breaker*1)	2* (Button*1 +Breaker*1)
Certificate	CE ,IEC 62619,IEC 62040,IEC 60529,IEC 61000,UN 38.3				
Weight	69±4 kg	124±6 kg	179±8 kg	248±12 kg	358±16 kg
Dimension(W*H*D)	800±20*840 ±30*160±20 mm	800±20*840 ±30*160±20 mm	800±20*1150 ±30*160±20 mm	1600±20*840 ±30*160±20 mm	1600±20*1150 ±30*160±20 mm
Remark	1 Series		2 Series Parallel		

Smart LifestyleTM

A U S T R A L I A

Efficient Water Heaters | Air Conditioning | Refrigerator Display Cabinet | Solar Storage Battery

- Ph: 1300 198 955 ■ ABN 54 652 113 561
- info@smartlifestyleaustralia.com.au
- smartlifestyleaustralia.com.au

Office Address

- Unit 1, 41 Anzac St, Greenacre, NSW 2190
- 16 Fastline Road Truganina VIC 3029